



USER MANUAL

V33

Downloading the App

Scan the following QR code, download and install the App.



Scan QR Code and Download

Downloading the App

Charging the device to active before the first time using;
To charge your device, plug the charging cable into the
adapter or USB port on your computer.



Pairing

Open the App and set up your profile



Go to the [Device] , Click [Add a Device]



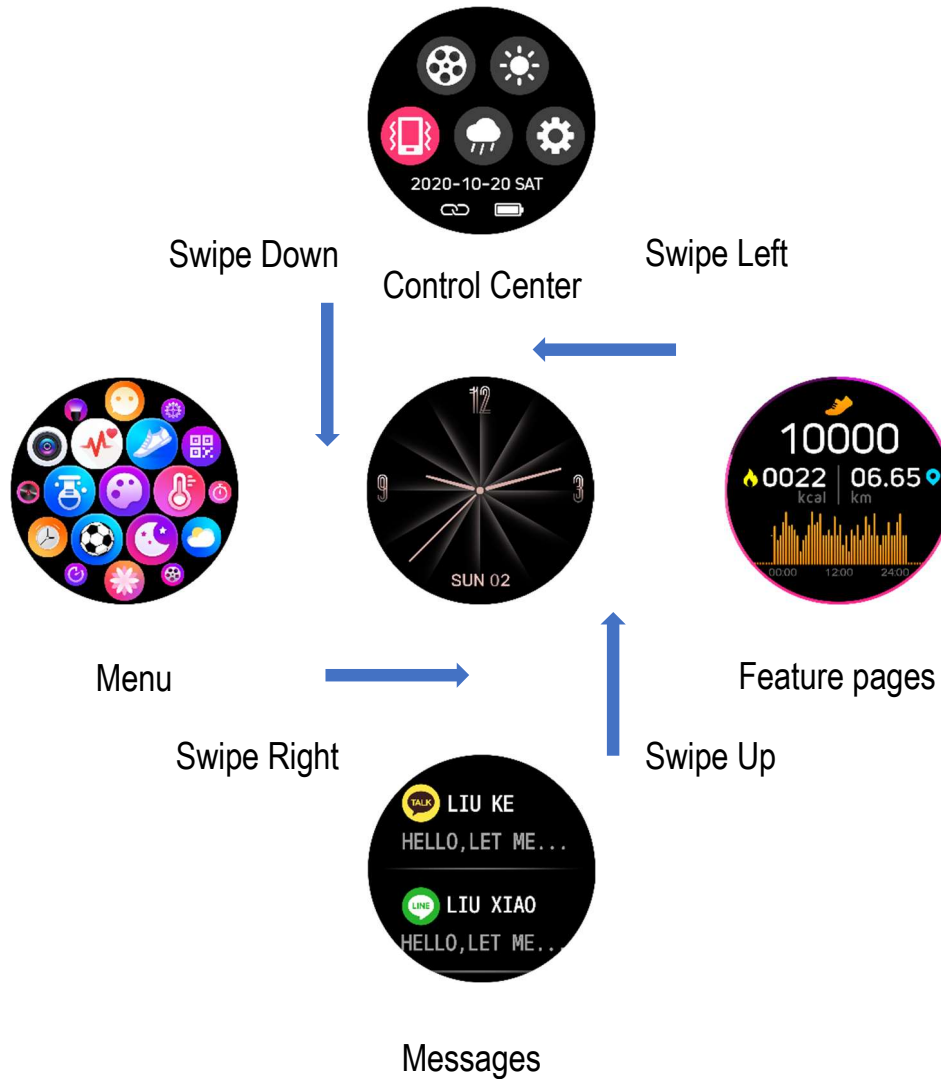
Choose your device on the scanning list



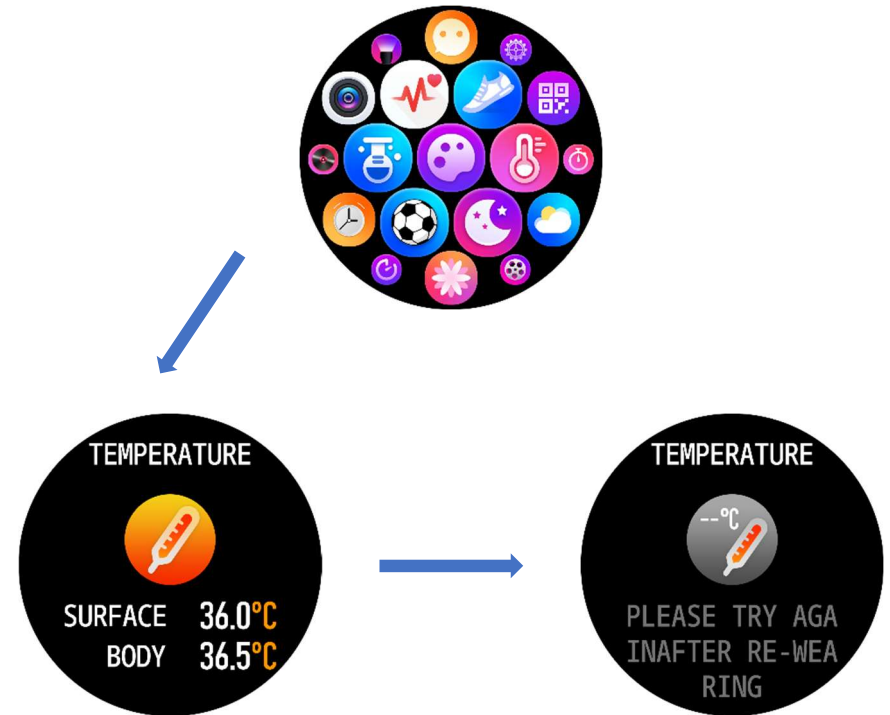
Finish

The MAC address on the "Setting"- "About" page could
help you identify your device on the scanning list.

Use the Touch Screen

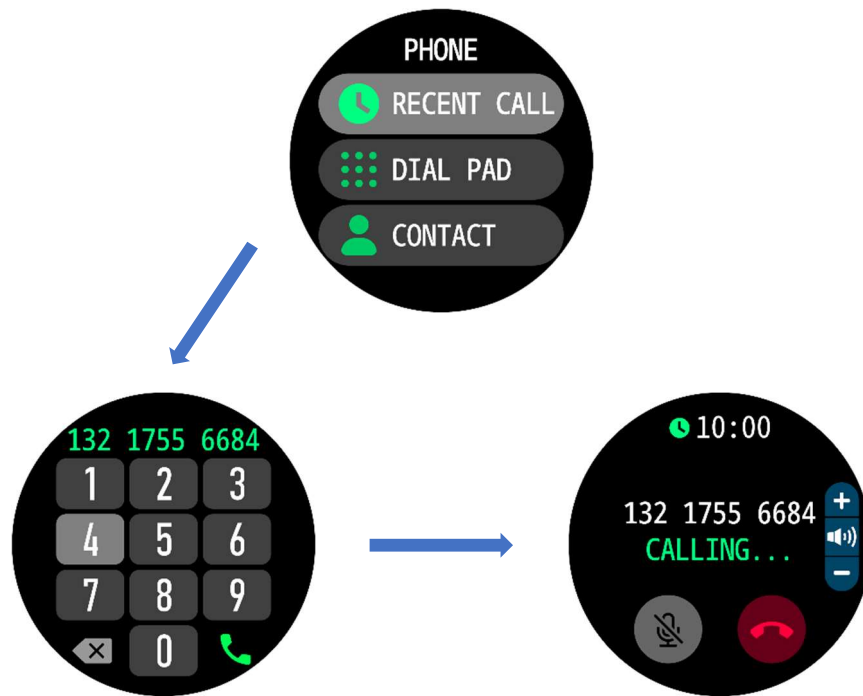


Smart Watch Features



Enter body temperature mode and wear a bracelet
Close to the skin for testing
The temperature was measured every day

Smart Watch Features




when the watch is connected to the mobile phone, you can dial the watch to control the mobile phone to make a call; You can also answer calls from mobile phones on your watch. At the same time, you can also check the call record information on your watch. When using the call function, when using the call function, make sure the connection state between the watch and the mobile phone is stable.

Smart Watch Features



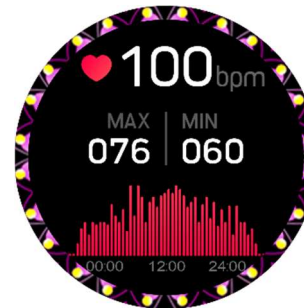
Sleep

If you keep wearing Smart Watch in your sleep , it can provide the hours slept and quality of sleep stats on both the screen and the APP.NOTE: Sleep stats reset to zero at 8:00 pm.



Sports

Smart Watch automatically tracks steps taken on the screen. NOTE: Your movement stats reset to zero at midnight.



Heart Rate Test

The Smart Watch could record your heart rate all day. You also could tap on the page to start measuring heart rate.



Training

Tap the training icon on the menu to start a new training measure recording, there are 8 sport modes to be chosen. The last training recording will be shown on the training page.

Smart Watch Features



Remind to Drink

The smart watch will remind you "Time to Drink Some Water" at the planned drinking time.

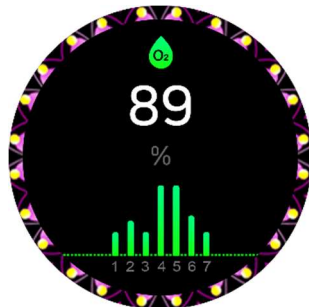
Note: You can set the feature in the APP.



Weather

It could show the weather info of current and tomorrow on the weather page.

Weather info is synced after connecting with the APP, it will not be updated after a long disconnected.



SpO2 Test

Tap the spO2 page to start measuring your SpO2.

On the SpO2 page, it can show the spo2 measured data of the last times.



Messages Reminder

The device can sync incoming notifications from Twitter, Facebook, Whatsapp, Instagram etc.

Recently 5 messages can be stored.

Note: You can switch on/off the incoming notification in the APP.

Smart Watch Features



Remote Shutter

After connecting the device, you can remote control the camera on your phone.




Other Features

other features include mute on/off, brightness, about, factory reset and power off.



Player

After connecting the device, you can remote control the music player on your phone.



Stop Watch

Tap the start button on stopwatch page to start timing, and tap the stop button to stop timing.

Smart Watch Features



Silent Alarms

set up the alarm on the APP, the device will vibrate to remind on time.



Remind to Move

The device will vibrate to remind you to make a relax after 1 hour sitting.

Note: You can switch on/off the feature in the APP.



Theater Mode

The device will turn off the vibration and turn down the brightness when the theater mode is turned on. Note: You can turn on/off the theater mode in the control center.

Getting to Know Your Device

1.Using in Wet Conditions

Your device is water-resistant, which means it is rain-proof and splash-proof and can stand up to even the sweatiest workout.

NOTE: Do not swim with your Smart Bracelet. We also don't recommend showering with your wristband; though the water won't hurt the device, wearing it 24/7 does not give your skin a chance to breathe. Whenever you get your bracelet wet, dry it thoroughly before putting it back on.

2.Using Quick View

With Quick View you can check the time or the message from your phone on your Smart Bracelet without tapping. Just turn your wrist towards you and the time screen will appear for a few seconds.

General Info & Specifications

1.Environmental Conditions

Operating temperature: 14°F to 122°F(-10°C to 50·C)Non-operating temperature: -4°F to 140F(-20°C to 60°C)

2.Size

Fits a wrist between 5.5 and 7.7 inches in circumference.

3.Disposal and Recycling

Please kindly be aware that it is the consumer's responsibility to properly dispose and recycle Smart Bracelet and accompanying components. Do not dispose of Smart Bracelet with common household waste, the Smart Bracelet unit is considered electronic waste and should be disposed of at your local electronic equipment collection facility.

For more information, please contact your local electronic equipment waste management authority or the retailer where you bought the product.